

We design rooms.

Residential care

Perfectly suited for care.

.bock[®]///



Welcome at bock!

About us	2
Living spaces	4
Classical diversity	5
practico alu 25/80	6
practico 25/80	10
practico ultra low 9.5/80	14
practico comfort	18
livorno	22
stellar	26
combiflex fc	30
semplico	34
savona	38
Side rails	42
End panels	44
Mattresses	46
Accessories	48
Bed side cabinets	50
Lying surfaces	53
Model policy	54

Hermann Bock GmbH is one of the leading manufacturers of nursing beds for therapy, rehabilitation and care in Germany. Meanwhile we look back on more than ninety years of successful company history and unchecked innovation capacity. Numerous forward-thinking developments and patented solutions have put us in a visionary position in the healthcare market.

At our facility in Verl approximately 120 employees are constantly working on the enhancement and improvement of the health care products, from preventative lying surface systems to complete furnishing concepts.

We offer the whole range of interior furnishings. Therefore we cooperate closely with architects, constructors as well as investors and operators. In case of new or reconstructions we give qualified, extensive and budget orientated advice. Already in the planning phase. Predominately our interior concepts are designed to fulfill the need of the elderly. Our whole creation respects the functional and emotional living requirements.

How does it look like? We will show that on the following pages. Enjoy our interior furnishing world, according to the principle: we design rooms.

- The bock team supports your ideas with heart and commitment. On this picture you see some colleagues of the office work.



Living spaces

Everything starts with an empty room. Step by step we fill it with life. We provide advice on the selection of the bed models and variants, colours, furnishing, surfaces as well as textiles and combination possibilities. Modern or classic, simple or complex, comfortable, practical, elegant, casual, discreet or eye-catching. Everything is possible. We have a lot of ideas and we would like to realise them.



Classical diversity

The diversity of our product range and style makes our interior furnishings incomparable flexible. As an experienced manufacturer we offer from nursing care beds to accurate to size special production, high-quality furniture, functionality combined with comfort. Everything can be retrofitted. Surfaces and colours can be changed. Every individual component can be adapted. Furthermore, you can equip our furniture with additional functions and accessories. That way you stay always flexible and open minded to future changes.



► All our textiles are washable, scrub-resistant, flame resistant and moisture repellent.

Colours

The most requested ones:



► Black Forest
Light Maple
F04 / 054



► Bloomed Beech
F37 / 023



► Steamed Beech
F37 / 009



► Bloomed Cherry
planked
F35 / 005



► Dark Walnut
F26 / 019



► Albany Walnut
Dark
F26 / 031

practico alu 25/80

► The bed for all purposes, that combines technique and cosiness. Technically elaborated in detail; practico alu 25/80 can be elongated without tools and therefore it can be adjusted individually. This is easy: the full-ergonomic, real bed extension is mounted in no time. The side rails are designed to suit for all lengths. The result: comfort all along the line!





► We offer all residential care beds with numerous variations of equipment and different end panels (end panel type 21) side rails and lying surface systems.
Colour : Kaindl 34049 SI, Maple Colorado

Specifications – practico alu 25/80

External dimension:	101.5 x 208.5 cm (panel type 20: 210 cm)
Safe working load:	220 kg
Maximum person weight:	185 kg
Height adjustment:	25 – 81 cm
Lifter space:	> 15 cm
Side rail height:	39.5 cm with wooden slats 35 cm with ripolux neo
Lying surface dimension:	90 x 200 cm
Special dimensions:	90 – 120 cm width, 200 – 220 cm length
Total weight:	approx. 130 kg

Motors	Water-resistant to IPX4, high quality spiral cable with pull relief and anti-kink device, as well as a low voltage system.
---------------	--

Features	
End panels	Type 20 / 21 / 22
Side rails	Continuous wooden side rails Devided wooden side rails

Subject to technical modifications.

Advantages at a glance:

- Integrated bed extension – no change of side rails
- Central braking for all 4 castors
- Lifter space > 15 cm
- Enormous height adjustment from 25 – 81 cm
- High stability in every bed height
- Trendelenburg / Reverse-Trendelenburg
- Comfort-sitting position
- Hand control with locking function
- Different comfort lying surfaces
- Variable side rail solutions


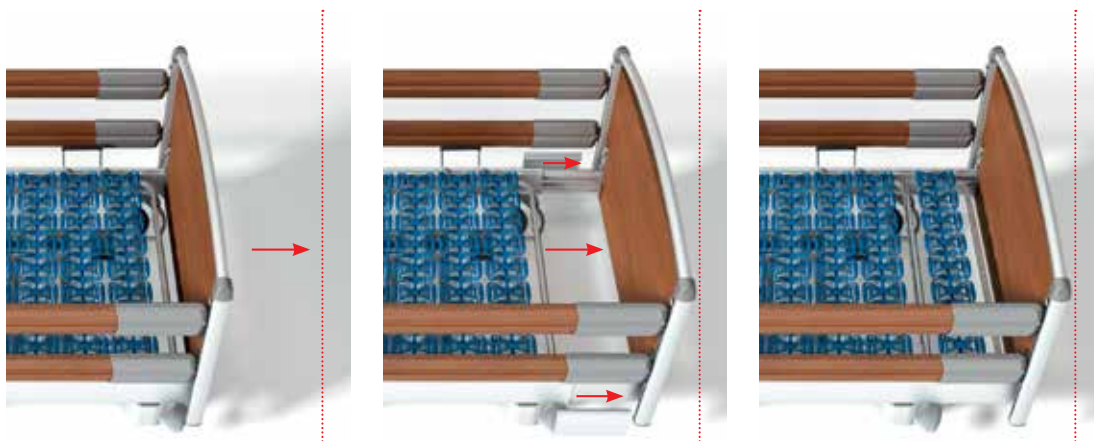


► End panel type 20



- Save time and costs:
In no time at all you can extend the practico alu 25/80 by 20 cm – without the arduous exchange of side rails. Of course without tools, including perfect fitting extension made of high-quality aluminium.

- Model with end panel type 22





- Design and functionality in perfect harmony:
The covering of the castors has a classy style and is particularly stable for the transport of the resident. At the same time the covering is well-thought combined with the central braking, which brakes all four double castors safely.



- Pressure relief, economic and hygienic:
Individual patient configurations of the springs completely without tools, ideal ventilation, no absorption of humidity, long life time: the lying surface system ripolux® neo is perfect for tall, small, heavy and light-weight residents.

- Modern and exquisite designs: You choose from different end panels. Available are elegant wood-aluminium combinations and solid wood end panels. Every type of end panels is available with a bedclothes deposit and wall protection rolls.



- Intelligent light system:
On top of the bed for reading, below the bed for maximum safety: The LED light systems create a clear light and help with the orientation. They are connected to the motor and controllable by the hand control. A further mains supply is not needed - no more cable tangle.



- Technically sophisticated and perfect visual appearance:
The telescopic side rails for standard as well as for special lengths.

practico 25/80

- ▶ Timeless and elegant. This room creation is fascinating simple. Colour and furniture concepts complement the room in a stylish way up to the smallest detail. The cupboard system plays with the contrast of white surfaces combined with dark brown shelves. The centre piece is the practico 25/80, with an optimal entry height of 25 cm and a care height of 80 cm.





► We offer all residential care beds with numerous variations of equipment and different end panels, side rails and lying surface systems.
Colour: Dark Walnut F26/019 and Span 140 Frontal White

Specifications – practico 25/80

External dimension:	105 x 212 cm
Safe working load:	220 kg
Maximum person weight:	185 kg
Height adjustment:	25 – 81 cm
Lifter space:	> 15 cm
Side rail height:	40 cm with wooden slats 35 cm with ripolux® neo
Lying surface dimension:	90 x 200 cm
Special dimensions:	90 – 140 cm width, 220 cm length
Total weight:	approx. 140 kg

Motors	Water-resistant to IPX4, high quality spiral cable with pull relief and anti-kink device, as well as a low voltage system.
---------------	--

Features	
End panel	Type I / IV / V / VII / VIII
Side rails	Continuous wooden side rails Devided wooden side rails

Subject to technical modifications.

Advantages at a glance:

- Enormous height adjustment from 25 – 81 cm
- High stability in every bed height
- Central braking for all 4 castors
- Lifter space > 15 cm
- Trendelenburg / Reverse-Trendelenburg
- Comfort-sitting position
- Hand control with locking function
- Different comfort lying surfaces
- Variable side rail solutions
- Integrated bed extension



► The practico 25/80 is a high-functional low bed. The divided side rails are operable easy and secure. You can choose from three different side rail solutions, continuous ones, long and short divided ones. The side rails can be mixed individually.



► Standard equipment: Trendelenburg / Reverse-Trendelenburg, comfort-sitting position, central braking, integrated bed extension
Extras: Bedclothes deposit, covering of the under carriage.



- One of the many extras:
Aluminium covering of the castors



- Bed lamp underneath the bed controllable by the hand control



- Wall distance holders: different wall distance-holders on the head end and lateral treat the product and the furnishing-with care.



- Bedside cabinet perfekta with doors and drawers, usable from both sides, and an integrated tray for real support.

practico ultra low 9.5/80

- The practico ultra low 9.5/80 offers an excellent range of features and is not only suitable for use as a low bed, but also as a flexible and convenient nursing care bed for the care givers' specific needs. Residents with restless motor functions benefit in particular from the safety provided by the practico ultra low: in the low sleeping and resting position of only 9.5 cm above the floor, the risk of injury due to accidental sliding out of the bed is nearly eliminated.





► We offer all residential care beds with numerous variations of equipment and different end panels, side rails and lying surface systems.
(Picture: end panel type 32)

Specifications – practico ultra low 9.5/80

External dimension:	101.5 x 240 cm
Safe working load:	220 kg
Maximum person weight:	185 kg
Height adjustment:	9.5 – 80 cm
Lifter space:	> 15 cm
Side rail height:	39.5 cm with wooden slats 35 cm with ripolux® neo
Lying surface dimension:	90 x 200 cm
Total weight incl. side rails:	approx. 165 kg

Motors	Water-resistant to IPX4, high quality spiral cable with pull relief and anti-kink device, as well as a low voltage system.
---------------	--

Features	
End panel	Type 31 / 32 / 33
Side rails	Without wooden side rails With continuous wooden side rails With long devided wooden side rails (lowering only possible down to 15.5 cm)

Subject to technical modifications.

Advantages at a glance:

- High stability in every bed height
- Castors with single brakes and integrated wall protection system
- Lifter space > 15 cm
- Trendelenburg / Reverse-Trendelenburg
- Comfort-sitting position
- Hand control with locking function
- Different comfort lying surfaces
- Variable side rail solutions
- Safety via stops at approx. 37.5 + 27.5 + 15.5 cm



► End panel type 33



- This as well is the practico ultra low 9.5/80: modern colour combination and long divided side rails. Equip your bed as you like. (Picture: end panel type 31).





- The divided side rails and handle enable individual mobility and provide the necessary support.



- The stable technology of the lifting column enables the bed to be raised to a working height of 80 cm, which is good for the care givers' backs.



- The integrated lying surface and side rail extension to 220 cm is pulled out in no time.



practico comfort

- This straight-modern design model uses the provided space in an optimal way. The practico comfort offers with its moving-along side rails an external width of 105 cm. Naturalness and warmth are reflected by the solid wooden end panels and aluminium covered castors.





Colour:
Kronospan Havana 7935 and Span 140 Frontal White

Specifications – practico comfort

External dimension:	105 x 212 cm
Safe working load:	220 kg
Maximum person weight:	185 kg
Height adjustment:	25 – 80 cm
Lifter space:	> 15 cm
Side rail height:	40 cm with wooden slats 35 cm with ripolux® neo
Lying surface dimension:	90 x 200 cm
Special dimension:	220 cm length
Total weight:	approx. 140 kg

Motors	Water-resistant to IPX4, high quality spiral cable with pull relief and anti-kink device, as well as a low voltage system.
---------------	--

Features	
End panel	Type II
Side rails	Moving-along wooden side rails

Subject to technical modifications.


Advantages at a glance:

- Enormous height adjustment from 25 – 80 cm
- High stability in every bed height
- Central braking for all 4 castors
- Lifter space > 15 cm
- Trendelenburg / Reverse-Trendelenburg
- Comfort-sitting position
- Hand control with locking function
- Different comfort lying surfaces
- Moving-along side rails
- Integrated bed extension
- Wooden parts made of solid wood



- The wall panel with shelves offers easily storage capacity.
The moving-along side rails on the head end offer maximum safety,
as well when the lying surface is in the upper position.





► Pleasant standard:
the integrated bed extension



► Within seconds the special side
rail infill offers additional safety.



► The optional bedclothes deposit is nearly invisible
and can be pulled out in no time.

livorno

- This furnishing is elegant and noble. The simple cupboard convinces with straightness and high-quality wooden surface. The colour and style concept merges perfectly into one another and fills the room with warmth. Due to its height adjustment the nursing care bed livorno offers a special comfort. Nearly no other residential care bed disposes of so many different design and technique variations.





► We offer all residential care beds with numerous variations of equipment and different end panels, side rails and lying surface systems. Picture: livorno with covered castors. Colour: Kaindl 37967 Cherry Piemont

Specifications – livorno

External dimension:	105 x 212 cm
Safe working load:	200 kg
Maximum person weight:	165 kg
Height adjustment:	37 – 81 cm
Lifter space:	> 15 cm
Side rail height:	40 cm with wooden slats, 35 cm with ripolux® neo
Lying surface dimension:	90 x 200 cm
Special dimension:	80 – 140 cm width 180 – 220 cm length Aluminium covering of the castors only available up to a lying surface width of 100cm
Total weight:	approx. 109 kg

Motors	Water-resistant to IPX4, high quality spiral cable with pull relief and anti-kink device, as well as a low voltage system.
---------------	--

Features	
End panel	Type I / IV / V / VII / VIII
Side rails	Continuous wooden side rails Devided wooden side rails

Subject to technical modifications.

Advantages at a glance:

- Optionally with central braking of all 4 visible castors or aluminium covering of the castors incl. central braking
- Lifter space > 15 cm
- Enormous height adjustment range
- Hand control with locking function
- Different comfort lying surfaces
- Variable side rail solutions

The bed range livorno is also available as a low bed with a height adjustment of 29 – 73 cm.

The lifter space amounts to 15 cm on a width of 64 cm.

The low bed version and the aluminium covering of the castors are not available in the lying surface width of 80 and 110 cm.



► More individuality in design - that is our slogan. This room is simple and open for personal details. livorno the nursing care bed , with or without the covering of the castors, wins with its extraordinary cost-performance ratio and is not sparing with comfort.
Colour: F06/172 Style oak brown



- With the height adjustment of 37 to 81 cm getting in and out of the bed is safe and comfortable.



- livorno can be equipped with manifold options. Here with grab rail.



- Aluminium covered castors incl. central braking.



- Server aluna model 351 with swiveling tray and height adjustment.



- livorno with one side long divided side rails, bedside cabinet model 1302.

Comfort bed stellar

- The comfort-upholstered bed stellar offers besides relaxing sleep, ideal sitting and relax possibilities for demanding people. High-class materials and modern technology create a special comfort, which is directed towards modern needs. Individual favourite positions can be selected easily - and intelligent extras like integrated illumination, bluetooth loud speakers and USB connections, upgrade the sleeping place to a living space. If needed the stellar bed is also suitable for care and can be adopted to changing situations without problems.





► We offer all comfort-upholstered stellar beds with different features. One can choose from several artificial leather and textile options.

Specifications – stellar

External dimension:	90.2 x 203.5 cm
External dimension with upholstery:	105 x 227.5 cm
Safe working load:	220 kg
Maximum person weight:	185 kg
Height adjustment:	40 – 80 cm
Lifter space:	not possible
Lying surface dimension:	90 x 200 cm
Dimensions:	90 / 120 / 140 cm width, 180 x 200 cm as a double bed
Total weight:	approx. 160 kg

Motors	Water-resistant to IPX4, high quality spiral cable with pull relief and anti-kink device, as well as a low voltage system.
---------------	--

Features	
End panel	Upholstered
Side rails *	Without wooden side rails Upon request available with continuous wooden side rails or splitted wooden side rails

Subject to technical modifications.

* For the assembly of the side rails the lateral upholstery has to be removed.

Advantages at a glance:

- Modular system for upgrading a conversion
- High stability in every bed height
- Comfort-sitting position
- Hand control with locking function
- Different comfort lying surfaces
- Available as a double bed as well
- Bluetooth hand control
- Bluetooth loud speaker
- USB-charging station
- 230 V-connection
- Reading lamp
- Illumination
- Hands-free telephone speaking system with integrated microphone



- The double bed as well as the single bed are available in different modern colour combinations.





combiflex fc

► From bed insert to a comfort bed, ideal for admirers of elegant and highclass design. The bed system combiflex fc provides comfort and flexibility. It grows with your requirements. Design your individual bed according to your wishes. This room inspires with bright and modern furnishing.





► We offer all residential care beds with numerous variations of equipment and different end panels, side rails and lying surface systems.
Colour: F26/019 Dark Walnut and Span 140 Frontal White

Specifications – combiflex fc

External dimension:	105 x 212 cm 90 x 200 cm
Safe working load:	220 kg
Maximum person weight:	185 kg
Height adjustment:	39 – 85 cm
Lifter space:	> 15 cm
Side rail height:	40 cm with wooden slats 35 cm with ripolux® neo
Lying surface dimension:	90 x 200 cm
Special dimension:	80 – 140 cm width, 180 – 220 cm length
Total weight:	approx. 113 kg

Subject to technical modifications.

Advantages at a glance:

- Modular system for upgrading a conversion
- High stability in every bed height
- Optionally with castors or aluminium feet
- Comfort-sitting position
- Hand control with locking function
- Different comfort lying surfaces
- Variable side rail solutions
- Solid wooden parts stained in different colours
- Also available as a double bed



Bed-in-bed system



Wooden parts



Comfort bed



Models





► Model fc 100, solid beech, stained in Walnut colour, head end panel with dark coloured leather infill



► Model fc 100, colour: Malaga vanish, head end panel with light coloured leather infill



► Model fc 200, stained in Walnut colour, head end panel with dark coloured leather infill




► Light coloured leather infill



► Double bed Model fc 100, solid beech, stained in Walnut colour

semplico

- Here design merges into perfect functionality and both together are creating an unique comfort. Pressure relief systems, individual height adjustment - the semplico bed surrounding is designed for the demanding everyday life and can be adapted to any necessity.





Colour: F35/005 Bloomed Cherry planked
and F04/054 Black Forest Light Maple

► semplice bed with wall panel, bedside cabinet and integrated illumination





► The interior design of the wardrobes can be created individually.



► semplice bed surrounding with belluno bed-in-bed system



► Integrated illumination

savona

savona is created for the demanding everyday life and makes the equipment easy and individual. Manual or electrical adjustment, height adjustment by the bed insert, stable slatted frame as well as pressure relieving lying surfaces provide not only a captivating appearance of the room but also a maximum functionality.





Colour: F04/054 Black Forest Light Maple

► savona bed surrounding with wall protection.
A space saving and practical bedside cabinet.
The bed can be changed into a sofa.





► Sideboard



► Head end panel

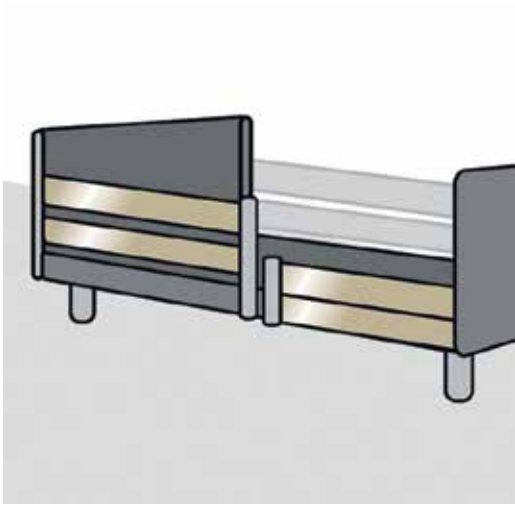


► Bedside cabinet

bock offers safety and manifold solutions

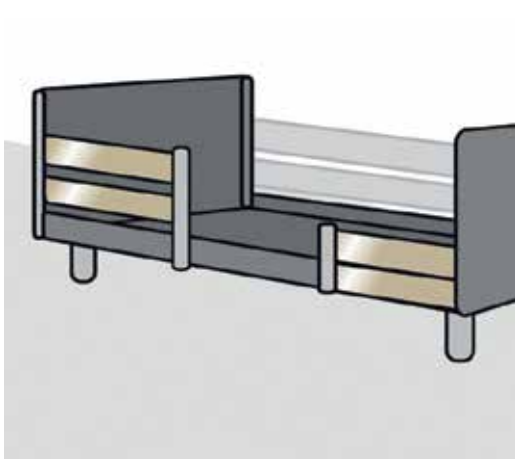
- The new generation of side rails is raised and lowered easy, fast and comfortable. The side rails can be used on the head or foot end or diagonally. As usual bock has combined flexibility and easy usage. This system can be equipped and retrofitted individually.





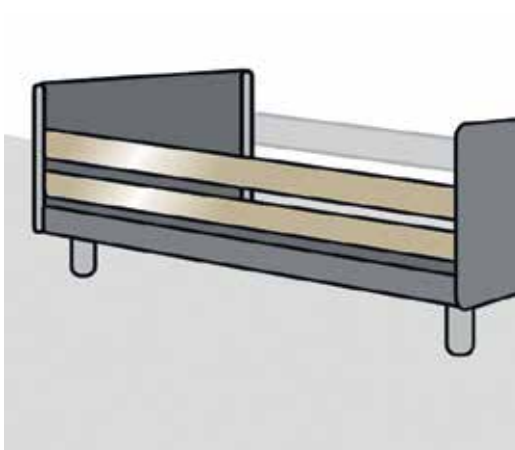
► Side rails, long divided version

Our long divided side rails permit that the bed can be secured on the head end only - for optimal safety with as less restrictions as possible.



► Side rails, short divided version

Our short divided side rails protect the resident from falling out of bed, without limiting the residents' mobility.



► Side rails, continuous version
(standard)

bock offers variety and manifold variations

► More individuality, more freedom of scope. At the same time appearance and technique are important. Choosing a variation becomes a question of individual taste. In any way you stay flexible.





► End panel type I
Simple elegance by a straight decor panel and rounded beech wooden bars.
(Standard on all residential care beds)



► End panel type II, only available on the practico comfort
Natural beauty by a solid wooden end panel of beech wood in a perfect design. Only possible with divided side rails. Figure with bedclothes deposit.



► End panel type IV
Modern design by material combination. Straight decor panel with rounded bars and a powder coated steel tube bar.



► End panel type V
Modern design by material combination. Curved decor panel and a grip frame of powder coated steel tube.




► End panel type VII
Stylish design by a vaulted grip opening and a solid wooden bar frame which gets slimmer. Special detail: the corners are worked on mitre. Figure with bedclothes deposit




► End panel type VIII
Classic elegance by sideways attached solid rounded bars.

Mattresses-overview







- ▶ bock standard mattress RG 35/10 cm
 - PU-foam mattress, 90 x 200 x 10 cm
 - 1-side zip
 - (1 short side and 20 cm over the edge)
 - Cover Single Jersey (light blue), 90 g/m², 100 % polyester
 - Upon request with PU-fitted sheet as a moisture protection
 - Alternative with PU-complete cover as a moisture protection



- ▶ bock standard mattress RG 40/12 cm
 - PU-foam mattress, 90 x 200 x 12 cm
 - 2-sided zip
 - (1 short side and 1 long side)
 - Cover made of elastic knitware, 180 g/m², 58 % polyester, 42 % cotton
 - Upon request with PU-fitted sheet as a moisture protection
 - Alternative with PU-complete cover as a moisture protection
 - Washable 95 °C, autoclavable 105 °C



- ▶ Bariatric mattress XXL up to 200 kg
 - Foam mattress, approx. 20 cm high
 - Two outer cores made of cold foam and a highly resilient approx. 12 cm high special foam
 - Zipper on 4 sides,
 - High quality cover
 - Washable up to 60 °C



- ▶ Bariatric mattress with gel cover up to 300 kg
 - High lying comfort due to the special construction made of polyurethane, approx. 12 cm high
 - Zipper on two sides
 - High quality PU cover, blue
 - Washable up to 95 °C, suitable for dryer up to 50 °C



- ▶ riposan-mattress RG 55 kg / m³
 - PU-foam mattress, approx. 14 cm high
 - 5-zone special anti-decubitus mattress
 - 2-sided zip
 - Suitable for allergic person
 - Dirt-resistant
 - Washable up to 95 °C



- ▶ bock transfer-mat
 - Evacuation mat for emergency evacuations of immobile residents
 - The evacuation mat is placed directly on the lying surface under the mattress. The setted user's manual marks the head part. In case of an emergency evacuation please follow the user's manual.
 - Nylon (impregnated fire-resistant). Suitable for standard mattress 90 x 200 cm
 - Suitable for a person weight up to 130 KG.
 - Washable up 90°C. Easy to disinfect

Accessories

for more individuality



► Lifting pole with handle
Art.-No. 90530 A001



► Stand-alone lifting pole
Art.-No. 91512 A001



► Grab rail
Art.-No. upon request



► Cable clip for lifting pole
Art.-No. 830.00366



► Attachable bed lamp, model F, switchable via hand control
Art.-No. 91861 A



► Bed lamp underneath the lying surface, model UB, with motion sensor
Art.-No. 800.00582



► Bed lamp underneath the lying surface, model UF, switchable by hand control
Art.-No.



► Attachable bed lamp, model E
Art.-No. 207.00196



► Infusion holder duplex
Art.-No. 206.00264



► Infusion holder, height adjustable
Art.-No. 206.00554



► Infusion holder for lifting pole
Art.-No. 206.00532



► Universal clamp with hand control holder
Art.-No. 206.00487



► Universal clamp with urine bottle holder
Art.-No. 206.00534



► Universal clamp with drainage bottle holder
Art.-No. 206.00533



► Roll-down mattress for low beds
Art.-No. 207.00245



► Side rails bumpers beige
Art.-No. 890.01581



- Side rail bumpers blue with net

Art.-No.	890.01806
----------	-----------



- Bumpers for side rails with attachment

Art.-No.	207.00316
----------	-----------



- Bumpers for short divided side rails, per bed side

Art.-No.	207.00288
----------	-----------



- Bumpers for long divided side rails, per bed side

Art.-No.	207.00287 + ...286
----------	--------------------



- Side rail attachment for continuous side rails for the bed length 200 cm

Art.-No.	90950 A002
----------	------------



- for the bed length 220 cm

Art.-No.	90950 A009
----------	------------



- Side rail attachment for divided side rails short divided (bed length:200 cm)

Art.-No.	90950 A003
----------	------------



- long divided (bed length:200 cm)

Art.-No.	90950 A004 + A005
----------	-------------------



- Wall protection castors

Art.-No.	890.00463
----------	-----------



- Wall distance holders with cover plug

Art.-No.	upon request
----------	--------------



- Wall distance holders with roll

Art.-No.	upon request
----------	--------------



- Transport trolley

Art.-No.	100.04161
----------	-----------

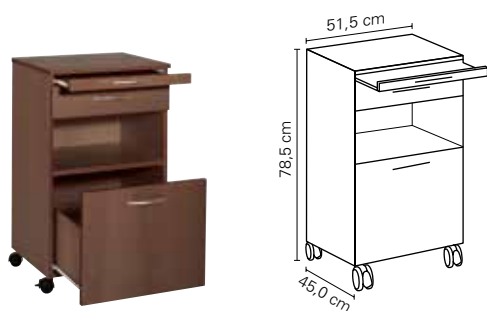
Bedside cabinets



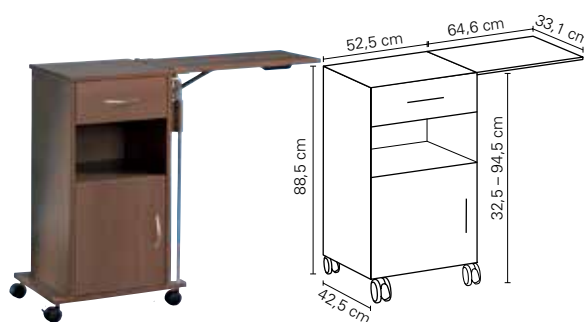
- Standard 1300
- With drawer and door



- Standard 1301
- With drawer and deep drawer



- Standard 1302
- With drawer and deep drawer
- Shelf board



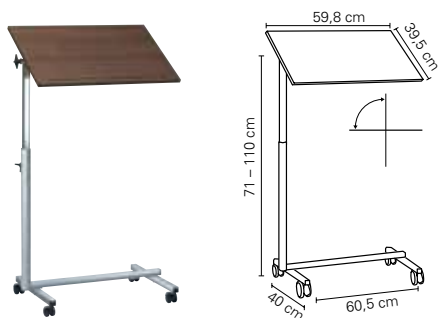
- domiflex
- With drawer and door
- Height adjustable fold-away tray
- Tray attachable on the right and left side



- perfekta
- Integrated fold-away tray
- Drawer usable from both sides
- Open compartment
- 1 shelf behind door
- Doors on both sides



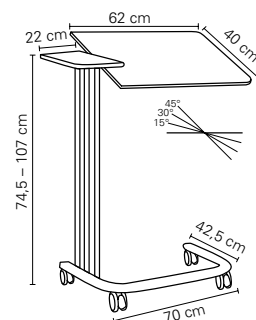
- verona 310
- Integrated tray with supporting lift, height adjustable
- Drawer usable from both sides
- Open compartment
- Doors on both sides
- 1 shelf behind door



- Small server
- Continuously adjustable
- Swiveling tray



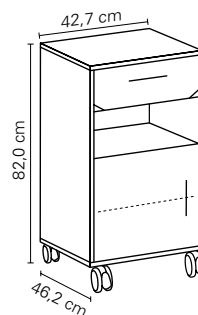
- Server 300
- Continuously adjustable
- Fixed deposit
- Swiveling tray with stop bars



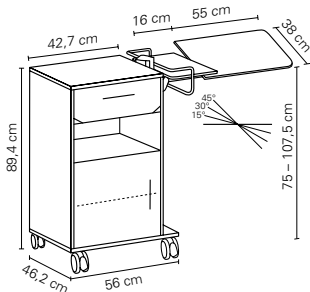
- aluna server 351
- Tray available in different colours, insertion profile only alu colour
- Oval C-profile tube with 75 mm double steering castors
- Tray system (non fold-away) with height adjustment aid
- With fixed deposit and swiveling compact tray incl. stop bars
- Tray with automatic release, height adjustable by pneumatic spring
- With multifunctional bar
- aluna server 350
- With fold-away tray system, only available in alu colour



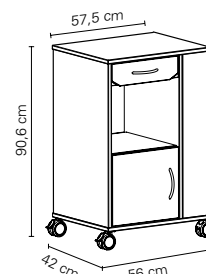
- aluna 340 with doors
- Bedside cabinet usable from both sides
- Drawer with pull-out protection
- Open compartment
- Compartment with doors and 1/2 slidable interior shelf
- Nickel-plated handle
- 75 mm double castors



- aluna 330 with server and door
- Bedside cabinet usable from both sides
- Open compartment
- Compartment with doors and 1/2 slidable interior shelf
- Nickel-plated handle
- Sidewise fixed tray system with deposit and swiveling tray
- Tray with automatic release, height adjustable by pneumatic spring
- Tray and bottom panel only available in alu colour
- 75 mm double castors
- With multifunctional bar



- aluna 331 Niche bedside cabinet
- Bedside cabinet usable from both sides, with pull-out protection
- Open compartment
- Compartment with doors and 1/2 slidable interior shelf
- Nickel-plated handle
- Sidewise fixed tray system with deposit and swiveling tray
- Tray with automatic release, height adjustable by pneumatic spring
- Tray and bottom panel only available in alu colour
- 75 mm double castors
- With multifunctional bar



Lying surfaces

ripolux® neo

One spring support system, perfect for everyone.

The flexible lying surface system can be adjusted to fit the body's pressure distribution perfectly – for everyone, no matter how large or small, heavy or light, impaired or physically able. ripolux® neo ensures comfortable, ergonomic positioning in bed, in every sitting and lying position, and for every medical need. When patients' senses and/or bodies are affected by disease or paralysis, ripolux® neo helps – with selective pressure relief plus targeted back and body support. With ripolux® neo, carers can relieve pressure on patients' backs in no time at all – and support other areas of the body at the same time.




► On the outside lying spring bows with a central spring bridge




► Ideal ventilation thanks to an open support surface.

The 1st choice in rehabilitation and care – ripolux® neo for all needs

- High-performance plastic for durable elasticity and a long lifetime
- Springs in three different degrees of tension for individual configuration
- Spring configuration without tools and individually adoptable
- Harmonious pressure balance thanks to an independent spring deflection and a very detailed arrangement of springs
- No moisture absorption and easy cleaning – for maximum hygiene
- Ideal ventilation of the mattress and a minimum of support surfaces – ideal mould protection
- The mattress profits from freedom of movement: it does not thread, get stuck, tilt or cause wrinkles



- ripolux® neo
– Spring system based on removable aluminium bars



- Wooden slats, standard equipment



- Removable bars optionally in aluminum or steel



- Closing element for bed extension


Model policy

Extras

practico alu 25/80
practico 25/80
practico ultra low 9.5/80
practico confort
livorno
livorno low
stellar
combiflex fc

Roll-down mattress for low beds	o	o	o			o		
Attachable tray	o	o	o	o	o	o		
Aluminium lying surface with removable bars	o	o	o	o	o	o	o	o
Aluminium side rail attachment	o	o	o	o	o	o	o	o
Lifting pole with handle	o	o	o	o	o	o	o	o
Grab rail	o	o		o	o	o	o	o
Bed lamps	o	o	o	o	o	o	o	o
Bed extension for the length 220 cm	•	o	•	o	o	o	o	o
Bedclothes deposit	o	o		o	o	o		o
Wooden slats with tension regulation	•	•	•	•	•	•	•	•
Wooden side paneling of the lying surface frame		•		•	•	•		•
Infusion holder for lifting pole	o	o	o	o	o	o	o	o
Infusion holder duplex (fixed)	o	o	o	o	o	o	o	o
Infusion holder quadruple (adjustable)	o	o	o	o	o	o	o	o
Integrated continuous wooden side rail	•	•	o	•	•	•	o	o
Trendelenburg / Reverse-Trendelenburg	•	•	•	•				•
Mattresses	o	o	o	o	o	o	o	o
Mattress compensation	•	•	•	•	•	•	•	•
Mattress extension for 220 cm length	o	o	o	o	o	o	o	o
Head rest for 5-section lying surface	o	o		o	o	o		o
Low entrance height	•	•	•	•		•		
Bumpers for side rails	o	o	o	o	o	o	o	o
Bumpers for side rail attachment	o	o	o	o	o	o	o	o
Bumpers for divided side rails	o	o	o	o	o	o	o	o
ripolux® neo- lying surface system	o	o	o	o	o	o	o	o
Emergency lowering of the head part (mechanical)	o	o		o	o	o		o
Side rail attachment for divided side rails	o	o	o	o	o	o	o	o
Short divided side rails	o	o		o	o	o		o
Long divided side rails	o	o	o	o	o	o	o	o
Special width/ Special length	o	o		o	o	o	o	o
Hand control with locking function	•	•	•	•	•	•	•	•
Special mattresses	o	o	o	o	o	o	o	o
Steel lying surface with removeable bars	o	o	o	o	o	o	o	o
Transport trolley	o	o	o	o	o	o	o	o
Universal clamp with modular accessories		o		o	o	o		o
Illumination below the lying surface	o	o	•	o	o	o	o	o
Covered castors	o	o		o	o	o	•	
Different colours	o	o	o	o	o	o	o	o
Different end panels	o	o	o	o	o	o		o
Wall protection castors horizontal/vertical	o	o		o	o	o		o
Wall distance holders on the head end / on the foot end	o	o	•	o	o	o		o
Central braking	•	•		•	o	•		

• Standard o Extras



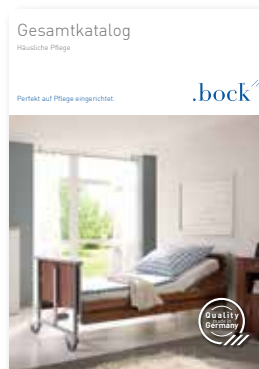
► Chairs, Tables

Item no.: 890.01588 (German)
Item no.: 890.01648 (English)
Item no.: 890.01649 (French)




► Cupboards

Item no.: 890.01628 (German)
Item no.: 890.01650 (English)
Item no.: 890.01651 (French)



► Home care - complete catalogue

Item no.: 890.01230 (German)
Item no.: 890.01206 (English)
Item no.: 890.01570 (French)
Item no.: 890.01706 (Italian)



► Free care

Item no.: 890.01997 (German)

.bock[®]///

Hermann Bock GmbH
Nickelstr. 12
33415 Verl - Germany

Phone: +49 5246 9205-0
Fax: +49 5246 9205-25
Internet: www.bock.net
E-Mail: info@bock.net

© Registered trademark
Issued 02 | 2016
Item no.: 890.01977
Subject to technical modification.